

Product Data Sheet

DeltaBloc DB80 T150S

Last Updated: May 2025



Containment Level	MASH TL4
Impact Condition	10,000 kg rigid truck, 90km/h, 15°
Dynamic Deflection	0.81 m
Working Width	2.50 m
Containment Level	MASH TL3
Impact Condition	2270 kg pick-up truck, 100km/h, 25°
Dynamic Deflection	0.81 m
Working Width	1.36 m
System Height	800 mm
System Width	570 mm
Unit Lengths	6 m (standard), 4 m & 2 m
System Mass	525 kg per metres
Anchoring	At the ends only
Concrete Mix Variants	Eco-Friendly Concrete
	Zero Debris Concrete

Product Data Sheet

DeltaBloc DB80 T150S


Last Updated: May 2025



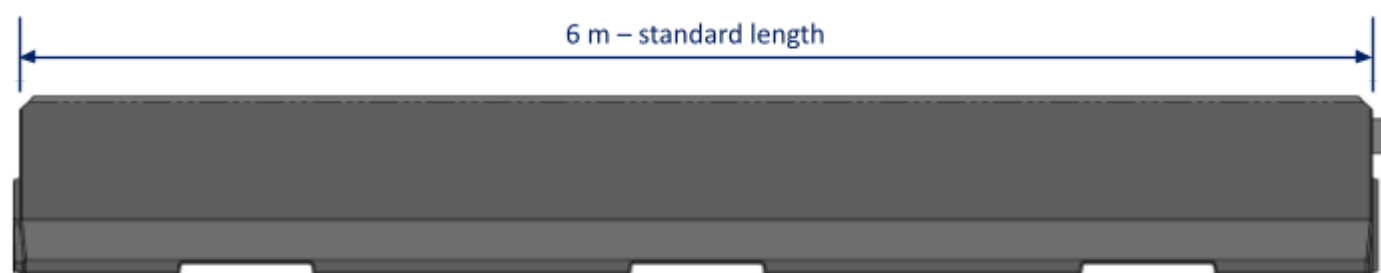
Product Data Sheet

DeltaBloc DB80 T150S

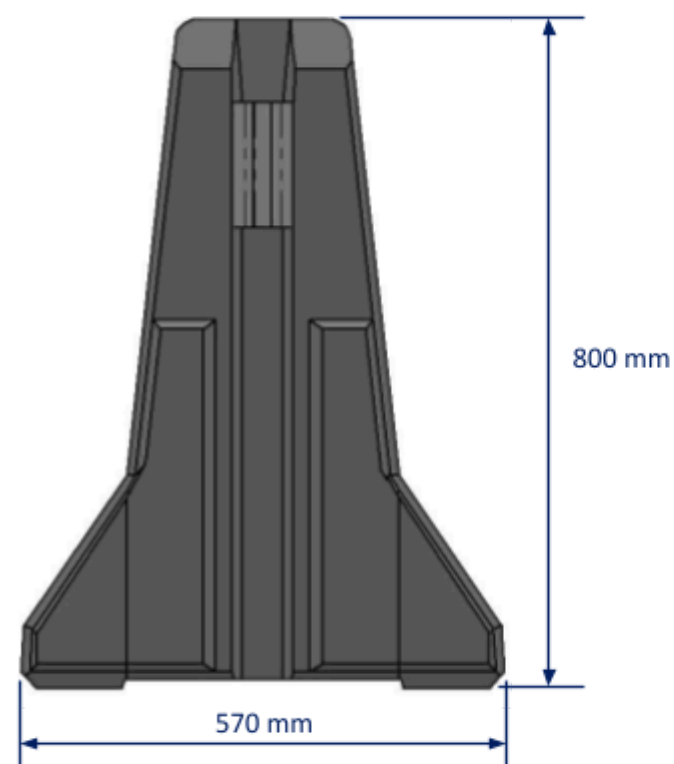
Last Updated: May 2025



PLAN VIEW



FRONT VIEW



SIDE ELEVATION