

Product Data Sheet

ABSORB-M Crash Cushion

Last Updated: May 2025



Containment Level	MASH TL3
Impact Condition	2270 kg pick-up truck, 100km/h
Speed Restriction	80 km/hr road use
Classification	Gating, non-redirective
System Length	6.39 m
System Height	1100 mm
System Width	670 mm
System Mass	493 kg (empty), 3331 kg (water-filled)
Containment Level	MASH TL2
Impact Condition	2270 kg pick-up truck, 70km/h
Speed Restriction	60 km/hr road use
Classification	Gating, non-redirective
System Length	4.46 m
System Height	1100 mm
System Width	670 mm
System Mass	400 kg (empty), 2292 kg (water-filled)
Side Slope Limit	8%
System Finish	Plastic & hot dip galvanized steel
Ground Surface	All surfaces

Product Data Sheet

ABSORB-M Crash Cushion

Last Updated: May 2025



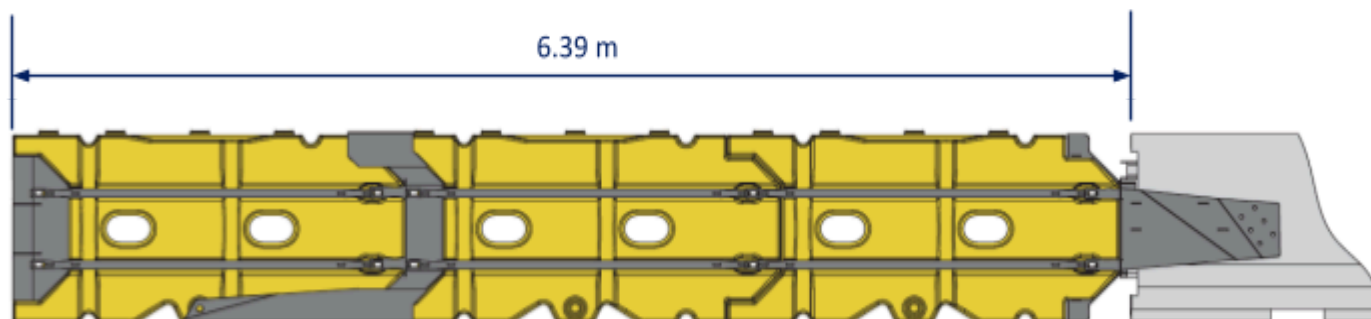
Product Data Sheet

ABSORB-M Crash Cushion

Last Updated: May 2025

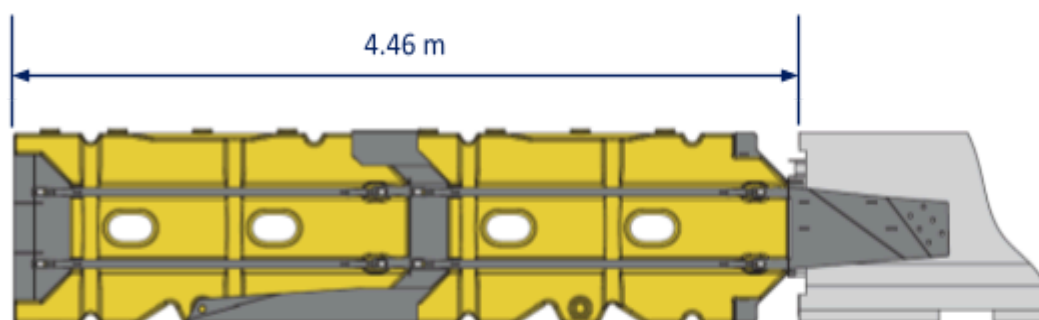


MASH TL3 CONFIGURATION

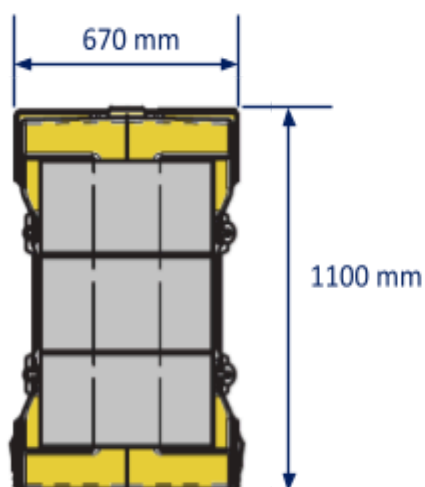


FRONT VIEW

MASH TL2 CONFIGURATION



FRONT VIEW



SIDE ELEVATION (TL2 & TL3)